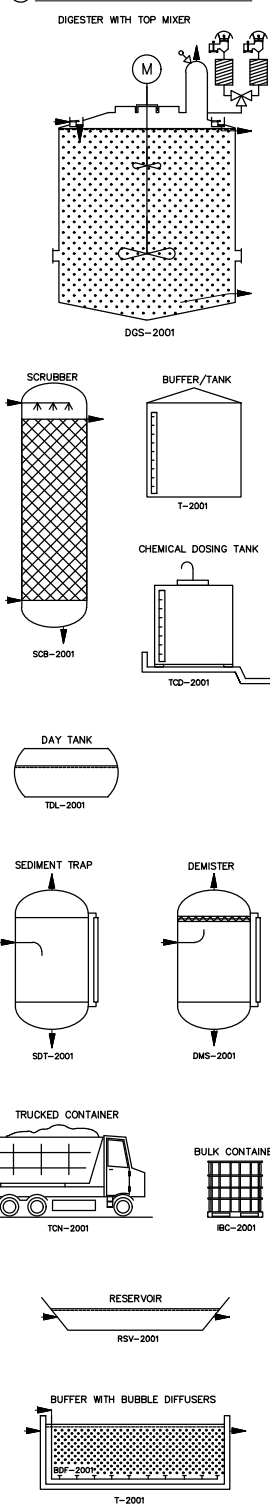


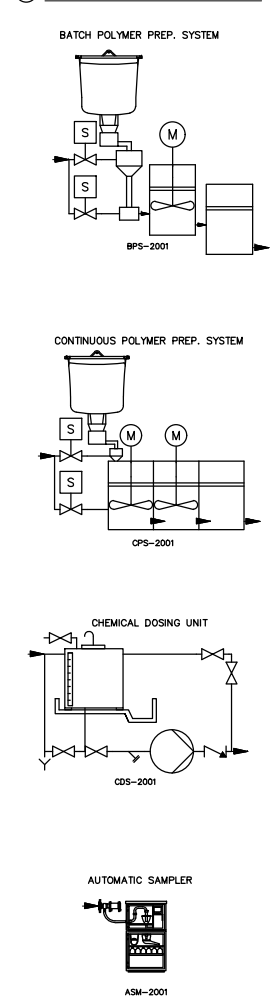
⑤ ELECTRO-MECHANICAL EQUIPMENT IDENTIFICATION TAGGING

- * 001-2001 = 0 + P&ID NO. + S.A.
- DGS - DIGESTER
- SCB - SCRUBBER
- BDP - BUBBLE DIFFUSER
- BPS - BATCH POLYMER SYSTEM
- CPS - CONTINUOUS POLYMER SYS.
- ASM - AUTO. SAMPLING MACHINE
- SCN - SCREW CONVEYOR
- SCC - CONVEYOR COMPACTOR
- CSC - COMPACTOR CONVEYOR
- SPP - SLUDGE PISTON PUMP
- CRS - COARSE SCREENING
- FNS - FINE SCREENING
- CFS - COARSE & FINE SCREENING
- PCU - PRETREAT. COMBINED UNIT
- GGR - GRIT & GREASE REMOVER
- WER - WEIR
- PRC - PRIMARY CLARIFIER
- FNC - FINAL CLARIFIER
- AFC - AIR FAN COOLER
- BGH - BIOGAS HOLDER
- BGF - BIOGAS FLARE
- BGE - BIOGAS ENGINE
- GBT - GRAVITY BELT THICKENER
- DCT - DECANTER / CENTRIFUGE
- BPT - BELT PRESS THICKENER
- SPT - SCREW PRESS THICKENER
- PLP - PLATE PRESS
- STP - STRAIN PRESS
- GSP - GRIT SEPARATOR
- TCN - TRUCKED CONTAINER
- TDL - DAILY TANK
- TCO - CHEMICAL DOSING TANK
- CDS - CHEMICAL DOSING SYSTEM
- CCH - COOLING CHILLER
- DMS - DEMISTER
- SDT - SEDIMENT TRAP
- BPR - BIOGAS PRESSURE RELEASE
- BLR - BIOLOGICAL REACTOR
- PRF - PRESSURIZED FILTRATION
- GRF - GRAVITY FILTRATION
- CNT - CONTACT CHAMBER
- RSV - RESERVOIR
- DSF - DISK FILTER
- LCW - LEVEL CONTROLLED WEIR
- IBC - INTERMEDIATE BULK CONTAINER
- SPB - SPLIT BOX
- PDT - PIPE DECANTER
- DRC - DRUM COMPOSITER
- SMT - STONES TRAP
- CHL - CHANNEL
- SSO - SINGLE STAGE ODOR TREAT
- DSO - DUAL STAGE ODOR TREAT
- TSO - TRIPLE STAGE ODOR TREAT
- PMS - PUMPING STATION
- RDS - ROTARY DRUM SCREEN

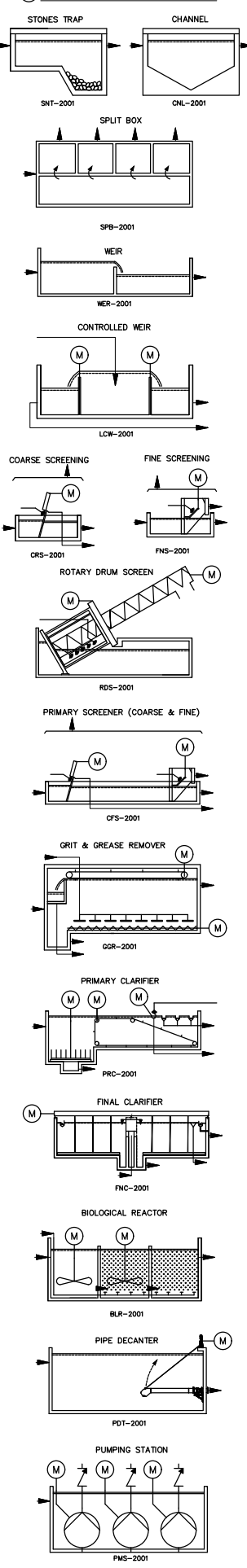
⑤ VESSELS, TANKS & BASINS



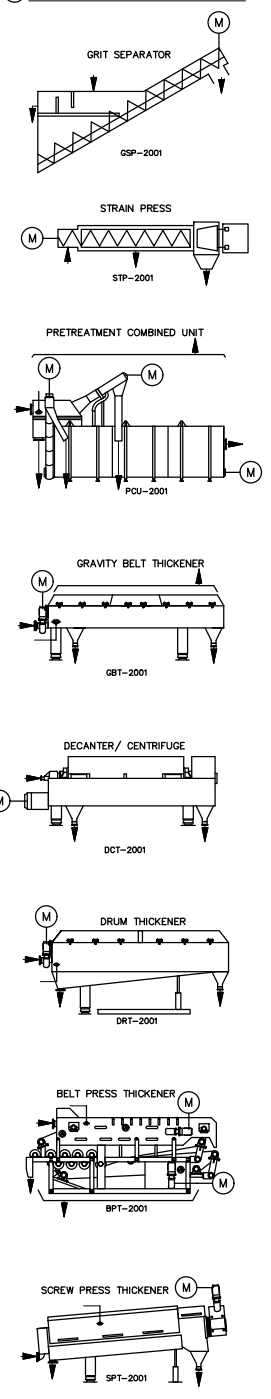
⑤ DOSING & SAMPLING



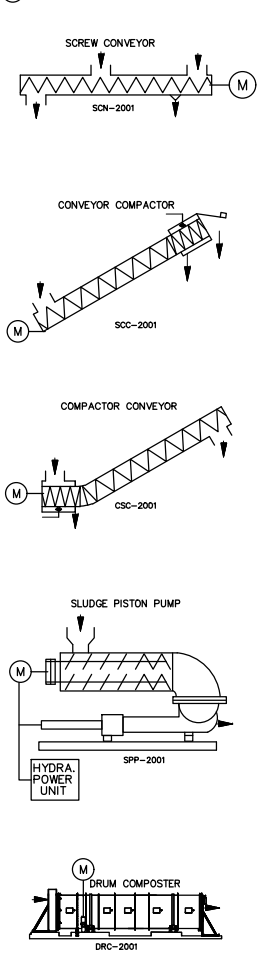
⑤ WATER LINE



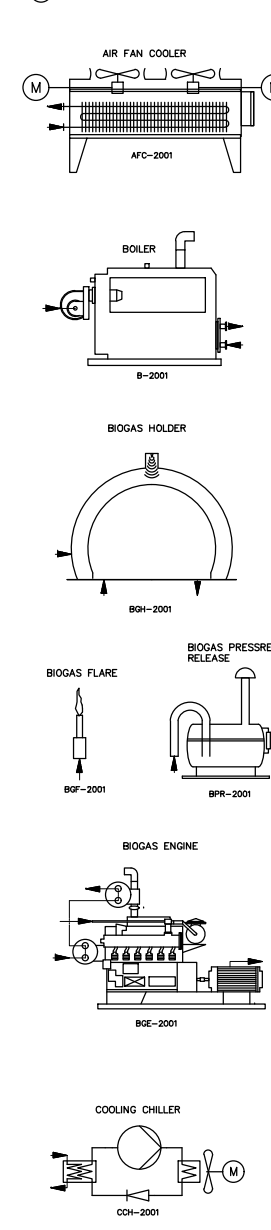
⑤ SEPARATION



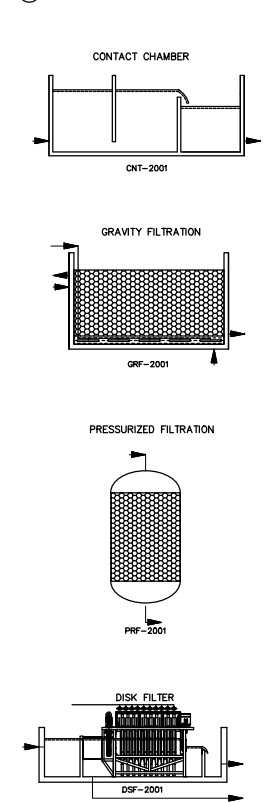
⑤ SLUDGE TRANSFER



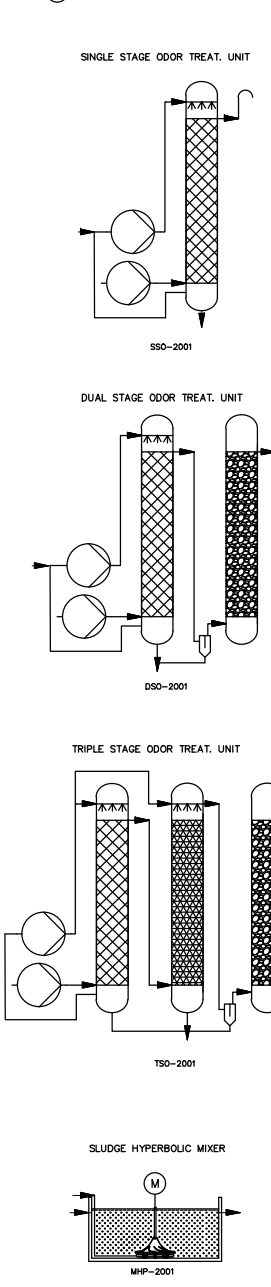
⑤ HEATING, COOLING, BIOGAS



⑤ TERTIARY TREATMENT



⑤ MISCELLANEOUS



BOTTOM TABLE: TANKS, HEAT EXCHANGERS & ELECTRO-MECHANICAL MACHINERY

EQUIPMENT:	TOP MIXER # 1, 2, 3	HEAT EXCHANGERS # 1, 2	BUCKET TANKS # 1, 2
TAG NO.:	1.6176, 1.6276, 1.6376	1.6476, 1.6576	1.345, 1.346, 1.347
TYPE:	TOP ENTRY MIXER	SPIRAL	RECTANGULAR
VOL. (m ³) / CAPACITY (m ³ /h):	---	---	2500
HEAD (BAR):	---	---	---
TEMP. (°C) INLET AND OUTLET:	---	25 35	---
POWER (KW):	22	1035	---
REMARKS:	NEW	NEW	NEW

015.04.19	J.S.	J.S.	J.S.	H.K.	PRELIMINARY
NO.	DATE	DESIGN	DRAWING	APP.	DESCRIPTION
REVISION	FOR CONSTRUCTION <input type="checkbox"/> FOR TENDER <input type="checkbox"/> PRELIMINARY <input checked="" type="checkbox"/>				
project:	P&ID ISA 5.1 STANDARD				
client:	P&ID-ISA 5.1				
plant:	ELECTRO-MECHANICAL				
levels in:	PAGE # 2				
scale:	A2				drawing number
file number					drawing number

DHVMED
ENVIRONMENTAL CONSULTING ENGINEERING
1 Oak Woods at P.O.B. 9056 Helston level
Tel. +972-9-8852312 Fax. +972-9-8853001 www.dhvm.com